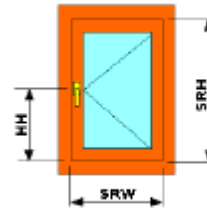




***FITTINGS PRICES FROM MACO AUSTRIA IN AUSTRALIA
MULTI TREND SYSTEM FOR TILT AND TURN WINDOWS***



TURN ONLY 1 SASH PVC WINDOWS



Melbourne Stock					
PRICES (A\$)					
SRH (mm) / SRW(mm)	799	1000	1300	1500	1650
430	27.05				
600	27.05				
800	31.68	46.50			
1000	32.26	47.08	47.08	49.36	
1250	31.51	46.33	46.33	48.61	48.61
1500	33.10	47.92	47.92	50.20	
1750	36.01	50.84	50.84		
1849	40.42	55.24			
2100	45.08	59.91			
2350	46.09	60.91			
2600	50.49				

ORDER (Min 1000 sets)					
PRICES (A\$)					
SRH (mm) / SRW(mm)	799	1000	1300	1500	1650
430	21.64				
600	21.64				
800	25.34	37.20			
1000	25.81	37.66	37.66	39.49	
1250	25.21	37.06	37.06	38.89	38.89
1500	26.48	38.34	38.34	40.16	
1750	28.81	40.67	40.67		
1849	32.34	44.19			
2100	36.06	47.93			
2350	36.87	48.73			
2600	40.39				

*(Equivalent on 15/09/06- at exchange rate 1.7 €(EURO)).

This figure will change depending on the exchange rate on the date of the payment).

Payments in two stages (if order):

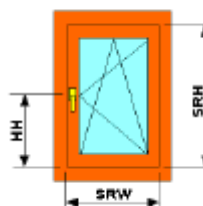
1. 30%- deposit in Australian \$ (at exchange rate on the day of the payment).
2. 70%- in 5 days after delivery in Australian \$ (at exchange rate on the day of the payment).



Elcofin Australia Pty Ltd T/AS Qualital ABN 23 097 237 593
 A2.1, 63-85 Turner St, Port Melbourne VIC 3207, Phone: (03) 9681 7300, Fax: (03) 9681 7492
 E-mail: office@qualital.com.au Web: www.qualital.com.au

QUALITAL
 Door to European Quality

TILT AND TURN 1 SASH PVC WINDOWS



Melbourne Stock PRICES (A\$)					
SRH (mm) / SRW(mm)	300-599	600-800	801-1150	1500	1650
430	47.18				
600	47.18	51.33			
800	56.43	60.59	64.34		
1000	50.40	61.81	64.83	75.93	
1250	50.40	54.32	61.83		
1500	58.85	56.93	59.14	82.67	
1750	61.81	56.93	59.14	69.72	
1849	68.28	72.44	75.14		
2100	68.49	72.65			
2350	69.50	73.66			
2600					

ORDER (Min 1000 sets) PRICES (A\$)					
SRH (mm) / SRW(mm)	300-599	600-800	801-1150	1500	1650
430	37.74				
600	37.74	41.06			
800	45.14	48.47	51.47		
1000	40.32	49.45	51.86	60.74	
1250	40.32	43.46	49.46		
1500	47.08	45.54	47.31	66.14	
1750	49.45	45.54	47.31	55.78	
1849	54.62	57.95	60.11		
2100	54.79	58.12			
2350	55.60	58.93			
2600					

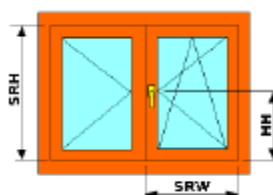
*(Equivalent on 15/09/06- at exchange rate 1.7 €(EURO)).

This figure will change depending on the exchange rate on the date of the payment).

Payments in two stages (if order):

1. 30%- deposit in Australian \$ (at exchange rate on the day of the payment).
2. 70%- in 5 days after delivery in Australian \$ (at exchange rate on the day of the payment).

TILT AND TURN 2 SASH PVC WINDOWS



Melbourne Stock					
PRICES (A\$)					
	x 2	x 2	x 2	x 2	x 2
SRH (mm) / SRW(mm)	300-600	800	1050	1149-1300	1400-1500
430-549	77.03	81.18			
600	79.55	85.82			
800	93.24	97.39	100.10	101.14	
1000	95.57	99.73	102.43	103.48	119.40
1250	96.80	100.95	103.66	104.70	120.62
1500	101.99	106.15	108.85	109.90	125.82
1750	107.06	111.21	113.92	114.96	
1849	115.53	119.69	122.39	123.44	
2100	120.07	124.23	126.93		
2350	122.24	126.40			

ORDER (Min 1000 sets)					
PRICES (A\$)					
	x 2	x 2	x 2	x 2	x 2
SRH (mm) / SRW(mm)	300-600	800	1050	1149-1300	1400-1500
430-549	61.62	64.94			
600	63.64	68.66			
800	74.59	77.91	80.08	80.91	
1000	76.46	79.78	81.94	82.78	95.52
1250	77.44	80.76	82.93	83.76	96.50
1500	81.59	84.92	87.08	87.92	100.66
1750	85.65	88.97	91.14	91.97	
1849	92.42	95.75	97.91	98.75	
2100	96.06	99.38	101.54		
2350	97.79	101.12			

*(Equivalent on 15/09/06- at exchange rate 1.7 €(EURO)).

This figure will change depending on the exchange rate on the date of the payment).

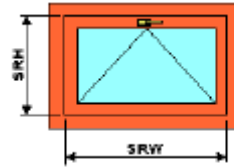
Payments in two stages (if order):

1. 30%- deposit in Australian \$ (at exchange rate on the day of the payment).
2. 70%- in 5 days after delivery in Australian \$ (at exchange rate on the day of the payment).



TILT AND TURN 1 SASH (HOPPER) PVC WINDOWS

PRICES (A\$)



Melbourne Stock					
PRICES (A\$)					
SRH (mm) / SRW(mm)	500	649	800	1000	1300
1100	28.74	28.74	28.74	35.92	37.65

ORDER (Min 1000 sets)					
PRICES (A\$)					
SRH (mm) / SRW(mm)	500	649	800	1000	1300
1100	22.99	22.99	22.99	28.74	30.12

*(Equivalent on 15/09/06- at exchange rate 1.7 €(EURO)).

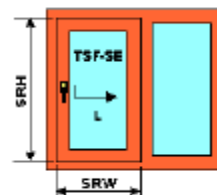
This figure will change depending on the exchange rate on the date of the payment).

Payments in two stages (if order):

1. 30%- deposit in Australian \$ (at exchange rate on the day of the payment).
2. 70%- in 5 days after delivery in Australian \$ (at exchange rate on the day of the payment).



TILT AND SLIDING 1 SASH PVC WINDOWS



Melbourne Stock PRICES (A\$)				
SRH (mm) / SRW(mm)	870	1070	1300	1600
1250	485.25	509.20	542.14	585.68
1500	490.66	514.61	547.54	591.08
1750	505.00	528.95	561.89	605.43
1850	510.27	534.22	567.15	610.70
2100	510.27	534.22	567.15	610.70
2350		536.58	569.51	613.05

ORDER (Min 1000 sets) PRICES (A\$)				
SRH (mm) / SRW(mm)	870	1070	1300	1600
1250	363.94	381.90	406.61	439.26
1500	368.00	385.96	410.66	443.31
1750	378.75	396.71	421.42	454.07
1850	382.70	400.67	425.36	458.03
2100	382.70	400.67	425.36	458.03
2350		402.44	427.13	459.79

*(Equivalent on 15/09/06- at exchange rate 1.7 €(EURO)).

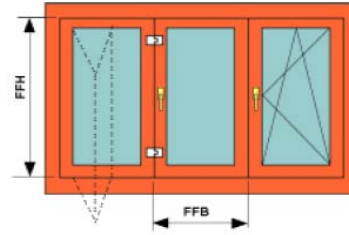
This figure will change depending on the exchange rate on the date of the payment).

Payments in two stages (if order):

1. 30%- deposit in Australian \$ (at exchange rate on the day of the payment).
2. 70%- in 5 days after delivery in Australian \$ (at exchange rate on the day of the payment).



BI-FOLDING PVC WINDOWS



Melbourne Stock

PRICES (A\$)

SRH (mm) / L(mm)	2500	3500	4500	6500
2100	831.29	900.57	1034.07	1567.65
2400	834.99	904.28	1037.77	1573.20

ORDER (Min 1000 sets)

PRICES (A\$)

SRH (mm) / L(mm)	2500	3500	4500	6500
2100	706.60	765.48	878.96	1332.50
2400	709.74	768.64	882.10	1337.22

*(Equivalent on 15/09/06- at exchange rate 1.7 €(EURO)).

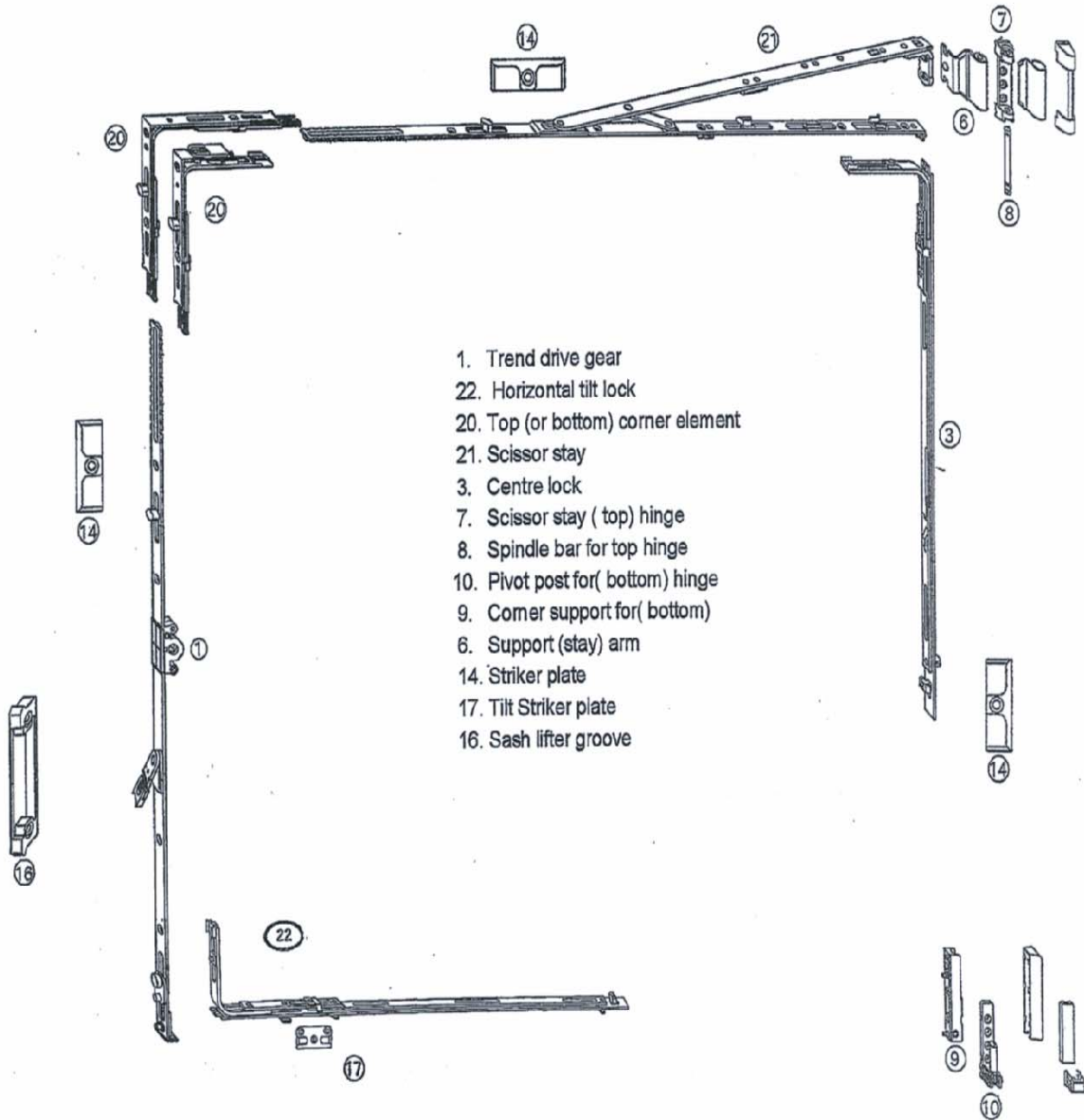
This figure will change depending on the exchange rate on the date of the payment).

Payments in two stages (if order):

1. 30%- deposit in Australian \$ (at exchange rate on the day of the payment).
2. 70%- in 5 days after delivery in Australian \$ (at exchange rate on the day of the payment).



TILT AND TURN SINGLE WINDOW OVERVIEW



- 1. Trend drive gear
- 22. Horizontal tilt lock
- 20. Top (or bottom) corner element
- 21. Scissor stay
- 3. Centre lock
- 7. Scissor stay (top) hinge
- 8. Spindle bar for top hinge
- 10. Pivot post for (bottom) hinge
- 9. Corner support for (bottom)
- 6. Support (stay) arm
- 14. Striker plate
- 17. Tilt Striker plate
- 16. Sash lifter groove

TILT AND TURN SINGLE WINDOW SET

PVC profiles

1 Complete set for windows H(900-1300) x W(430-630)					From Melbourne	ORDER (min 1000 sets) (max 6-8 weeks)
ART #	Description		Price,	Qty	Price, A\$*	Price, A\$*
52425	Trend drive gear	FFH 901-1300	4.43	1	7.52	6.02
52432	Horizontal tilt lock	FFH 500-1800	1.55	1	2.63	2.10
52513	Top or bottom corner element	FFB 400-1650 1VZ	3.98	1	6.76	5.41
52444	Scissor stay	FFB 311-600	6.16	1	10.46	8.37
54675	Centre lock	FFH/FFB 1050-1300	4.07	1	6.92	5.54
52480	Scissor stay (top) hingePVC		1.11	1	1.88	1.50
94491	Spindle bar for top hinge PVC		0.20	1	0.33	0.27
52483	Pivot post for(bottom) hinge PVC 100KG		2.18	1	3.71	2.96
52478	Corner support for(bottom) hinge PVC 120KG		2.09	1	3.55	2.84
52486	Support (stay) arm PVC		1.24	1	2.11	1.69
34097	Striker plate		0.29	3	1.48	1.18
33097	TiltStriker plate		0.43	1	0.72	0.58
95197	sash lifter groove TREND		0.34	1	0.58	0.46
42083	Covers for top hinge PVC		0.21	1	0.35	0.28
42084	cover F.Support (stay) arm PVC		0.21	1	0.35	0.28
41742	cover F.Pivot post for(bottom) hinge PVC		0.21	1	0.35	0.28
41743	cover F.Pivot post for(bottom) hinge PVC		0.21	1	0.35	0.28
42087	cover F.Pivot post for(bottom) hingeB.PVC		0.21	1	0.36	0.29
TOTAL,A\$					50.40	40.32
Excluding GST						

2 Complete set for windows H(1300-1800) x W(600x800)					From Melbourne	ORDER (min 1000 sets) (max 6-8 weeks)
ART #	Description		Price,	Qty	Price, A\$*	Price, A\$*
52426	Trend drive gear	FFH 1301-1800	6.18	1	10.50	8.40
52432	Horizontal tilt lock	FFH 500-1800	1.55	1	2.63	2.10
52513	Top or bottom corner element	FFB 400-1650 1VZ	3.98	1	6.76	5.41
52445	Scissor stay	FFB 601-800	7.58	1	12.89	10.31
52457	Centre lock	FFH/FFB 1500-1750	4.74	1	8.06	6.45
52480	Scissor stay (top) hingePVC		1.11	1	1.88	1.50
94491	Spindle bar for top hinge PVC		0.20	1	0.33	0.27
52483	Pivot post for(bottom) hinge PVC 100KG		2.18	1	3.71	2.96
52478	Corner support for(bottom) hinge PVC 120KG		2.09	1	3.55	2.84
52486	Support (stay) arm PVC		1.24	1	2.11	1.69
34097	Striker plate		0.29	3	1.48	1.18
33097	TiltStriker plate		0.43	1	0.72	0.58
95197	sash lifter groove TREND		0.34	1	0.58	0.46
42083	Covers for top hinge PVC		0.21	1	0.35	0.28
42084	cover F.Support (stay) arm PVC		0.21	1	0.35	0.28
41742	cover F.Pivot post for(bottom) hinge PVC		0.21	1	0.35	0.28
41743	cover F.Pivot post for(bottom) hinge PVC		0.21	1	0.35	0.28
42087	cover F.Pivot post for(bottom) hingeB.PVC		0.21	1	0.36	0.29
TOTAL,A\$					56.93	45.55
Excluding GST						

3 Complete set for windows H(1300-1800) x W(801-1050)					From Melbourne	ORDER (min 1000 sets) (max 6-8 weeks)
ART #	Description		Price,	Qty	Price, A\$*	Price, A\$*
52426	Trend drive gear	FFH 1301-1800	6.18	1	10.50	8.40
52432	Horizontal tilt lock	FFH 500-1800	1.55	1	2.63	2.10
52513	Top or bottom corner element	FFB 400-1650 1VZ	3.98	1	6.76	5.41
52446	Scissor stay	FFB 801-1050	8.88	1	15.10	12.08
52457	Centre lock	FFH/FFB 1500-1750	4.74	1	8.06	6.45
52480	Scissor stay (top) hingePVC		1.11	1	1.88	1.50
94491	Spindle bar for top hinge PVC		0.20	1	0.33	0.27
52483	Pivot post for(bottom) hinge PVC 100KG		2.18	1	3.71	2.96
52478	Corner support for(bottom) hinge PVC 120KG		2.09	1	3.55	2.84
52486	Support (stay) arm PVC		1.24	1	2.11	1.69
34097	Striker plate		0.29	3	1.48	1.18
33097	TiltStriker plate		0.43	1	0.72	0.58
95197	sash lifter groove TREND		0.34	1	0.58	0.46
42083	Covers for top hinge PVC		0.21	1	0.35	0.28
42084	cover F.Support (stay) arm PVC		0.21	1	0.35	0.28
41742	cover F.Pivot post for(bottom) hinge PVC		0.21	1	0.35	0.28
41743	cover F.Pivot post for(bottom) hinge PVC		0.21	1	0.35	0.28
42087	cover F.Pivot post for(bottom) hingeB.PVC		0.21	1	0.36	0.29
TOTAL,A\$					59.14	47.31
Excluding GST						